


SUJALA TRADING & HOLDINGS LTD.

1A GRANT, 2ND FLOOR
KOLKATA- 700012

ANNEXURE -1

Unaudited Financial Results for the Quarter Ended 30th June, 2013

PART I							(Rs. in lakhs)
Statement of Standalone Unaudited results for the Quarter ended 30/06/2013							
	Particulars	3 months ended 30/06/2013	Preceding 3 months ended 31/03/2013	Corresponding 3 months ended 30/06/2012 the previous year	Year to date figures for current period ended 30/06/2013	Year to date figure for the previous year ended 30/06/2012	Previous year ended 31/03/2013
	(Refer note Below)	Unaudited	Unaudited	Unaudited	Unaudited	Unaudited	Audited
1	Income from operations						
	(a) Net sales/income from operations (Net of excise duty)	204.50	50.23	0.00	204.50	0.00	126.96
	(b) Other operating income	25.36	26.80	12.97	25.36	12.97	0.00
	Total Income from operations (net)	229.86	77.03	12.97	229.86	12.97	126.96
2	Expenses						
	(a) Cost of materials consumed	0.00	0.00	0.00	0.00	0.00	0.00
	(b) Purchase of stock-in-trade	0.00	247.83	0.00	0.00	0.00	320.02
	(c) Changes in inventories of finished goods, work-in-progress and stock in trade	209.50	(150.64)	0.00	209.50	0.00	(212.83)
	(d) Employee benefits expense	2.87	3.15	2.05	2.87	2.05	12.03
	(e) Depreciation and amortisation expenses	0.05	0.12	0.08	0.05	0.08	0.35
	(f) Other expenses (Any item exceeding 10% of the total expenses relating to continuing operations to be shown separately)	1.93	2.78	1.38	1.93	1.38	6.88
	Total expenses	214.35	103.24	3.51	214.35	3.51	126.45
3	Profit / (Loss) from operations before other income, finance costs and exceptional item (1-2)	15.51	(26.21)	9.46	15.51	9.46	0.51
4	Other income	0.00	0.00	0.00	0.00	0.00	0.00



SUJALA TRADING & HOLDINGS LTD
L. K. Paul
Director

(Rs. in lakhs)

Statement of Standalone Unaudited results for the Quarter ended 30/06/2013

	Particulars	3 months ended	Preceding 3	Corresponding	Year to date	Year to date	Previous year
		30/06/2013	months ended	3 months ended	figures for	figure for	ended
			31/03/2013	30/06/2012	current period	the previous	31/03/2013
		Unaudited	Unaudited	Unaudited	ended	year ended	Audited
	(Refer note Below)				30/06/2013	30/06/2012	
					Unaudited	Unaudited	
5	Profit / (Loss) from ordinary activities before finance costs and exceptional items (3 ± 4)	15.51	(26.21)	9.46	15.51	9.46	0.51
6	Finance costs	0.00	0.00	0.00	0.00	0.00	0.00
7	Profit / (Loss) from ordinary activities after finance costs but before exceptional items (5 ± 6)	15.51	(26.21)	9.46	15.51	9.46	0.51
8	Exceptional items	0.00	0.00	0.00	0.00	0.00	0.00
9	Profit / (Loss) from ordinary activities before tax (7 ± 8)	15.51	(26.21)	9.46	15.51	9.46	0.51
10	Tax expenses	4.79	0.00	2.92	4.79	2.92	0.16
11	Net Profit / (Loss) from ordinary activities after tax (9 ± 10)	10.72	(26.21)	6.54	10.72	6.54	0.35
12	Extraordinary items (net of tax expenses) Lakhs)	0.00	0.00	0.00	0.00	0.00	0.00
13	Net Profit / (Loss) for the period (11 ± 12)	10.72	(26.21)	6.54	10.72	6.54	0.35
14	Share of profit / (loss) of associates*	NA	NA	NA	NA	NA	NA
15	Minority interest *	NA	NA	NA	NA	NA	NA
16	Net Profit / (Loss) after taxes, minority interest and share of profit / (loss) of associates (13 ± 14 ± 15)*	10.72	(26.21)	6.54	10.72	6.54	0.35



WALALA TRADING & HOLDINGS LTD
 2/2/2013
 CHAIRMAN

PART I (Rs. in lakhs)

Statement of Standalone Unaudited results for the Quarter ended 30/06/2013

Particulars	3 months ended 30/06/2013	Preceding 3 months ended 31/03/2013	Corresponding 3 months ended 30/06/2012 the previous year	Year to date figures for current period ended 30/06/2013	Year to date figure for the previous year ended 30/06/2012	Previous year ended 31/03/2013
(Refer note Below)	Unaudited	Unaudited	Unaudited	Unaudited	Unaudited	Audited
17 Paid-up-equity share capital (57,21,750 Shares of Rs 10/- Each)	572.18	572.18	572.18	572.18	572.18	572.18
18 Reserve excluding Revaluation Reserves as per balance sheet of previous accounting year	989.35	989.35	989.35	989.35	989.35	989.35
19. i Earnings per share (before extraordinary items) (of `Rs.10/- each) (not annualised):						
(a) Basic	0.19	(0.46)	0.11	0.19	0.11	0.01
(b) Diluted	0.19	(0.46)	0.11	0.19	0.11	0.01
19. ii Earning per share (after extraordinary items) (of `Rs.10/- each) (not annualised):						
(a) Basic	0.19	(0.46)	0.11	0.19	0.11	0.01
(b) Diluted	0.19	(0.46)	0.11	0.19	0.11	0.01

See accompanying note to the financial results

- Notes:
1. The results have been reviewed by the Audit Committee and approved by the Board of Directors at the meeting held for the quarter ended on 30th June, 2013.
 2. The Statutory Auditor has made limited review of the result for the quarter ended 30th June, 2013.
 3. The company is a Non Banking Financial Company and has only one reportable segment in terms of A.S. 17. Hence, there is no segment disclosure.
 4. Previous Quarter figure have been regrouped, rearranged or recasted wherever considered necessary to make them comparable with that of the current quarter.



SAFAL TRADING & HOLDINGS LTD

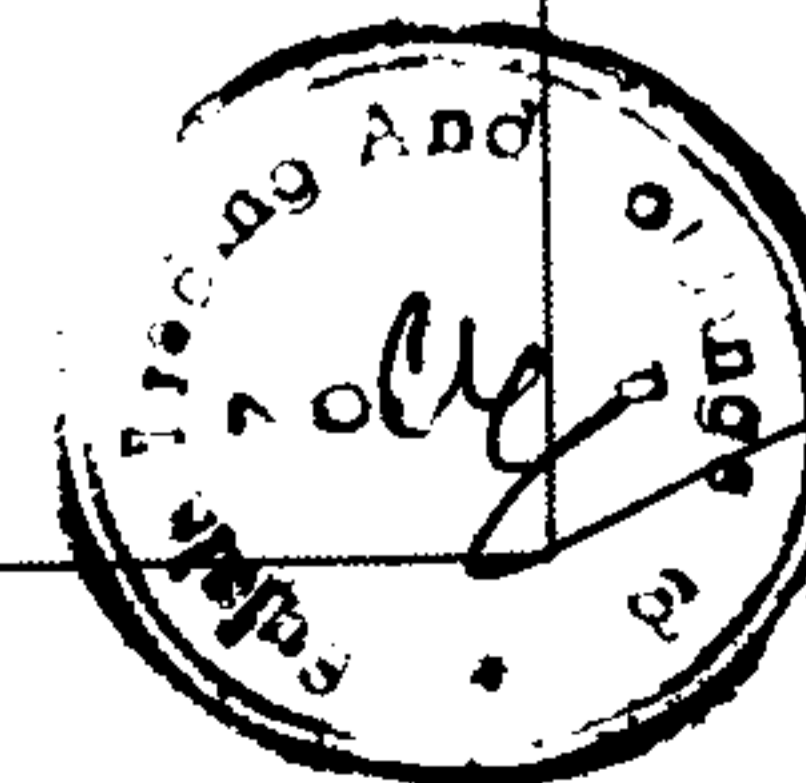
L. K. Pandey
Director

PART II

Statement of Standalone Unaudited results for the Quarter ended 30/06/2013

	Particulars	3 months ended 30/06/2013	Preceding 3 months ended 31/03/2013	Corresponding 3 months ended 30/06/2012 the previous year	Year to date figures for current period ended 30/06/2013	Year to date figure for the previous year ended 30/06/2012	Previous year ended 31/03/2013
1	Public shareholding - Number of shares - Percentage of shareholding	4830750 84.43%	4830750 84.43%	4830750 84.43%	4830750 84.43%	4830750 84.43%	4830750 84.43%
2	Promoters and Promoter Group Shareholding a) Pledged / Encumbered - Number of shares - Percentage of shares (as a % of the total shareholding of promoter and promoter group) - Percentage of shares (as a % of the total share capital of the company)						
	b) Non - encumbered - Number of shares - Percentage of shares (as a % of the total shareholding of the promoter and Promoter group - Percentage of shares (as a % of the total share capital of the company)	891000 100.00%	891000 100.00%	891000 100.00%	891000 100.00%	891000 100.00%	891000 100.00%
		15.57%	15.57%	15.57%	15.57%	15.57%	15.57%

	Particulars	3 monts ended 30/06/2013
B	INVESTOR COMPLAINTS	
	Pending at the beginning of the quarter	NO
	Received during the quarter	NO
	Disposed of during the quarter	NO
	Remaining unresolved at the end of the quarter	NO




JWALA TRADING & HOLDINGS LTD

L. L. Sawley
Director

(Rs. in lakhs)

Net consolidated Unaudited results for the Quarter ended 30/06/2013

Particulars	3 months ended 30/06/2013	Preceding 3 months ended 31/03/2013	Corresponding 3 months ended 30/06/2012 the previous year	Year to date figures for current period ended 30/06/2013	Year to date figure for the previous year ended 30/06/2012	Previous year ended 31/03/2013
	Unaudited	Unaudited	Unaudited	Unaudited	Unaudited	Audited
(Refer note Below)						
Profit / (Loss) from ordinary activities before finance costs and exceptional items (5 ± 4)	15.50	(27.63)	-	15.50	-	(5.97)
Finance costs	0.00	0.00	-	0.00	-	0.00
Profit / (Loss) from ordinary activities after finance costs but before exceptional items (5 ± 6)	15.50	(27.63)	-	15.50	-	(5.97)
Exceptional items	0.00	0.00	-	0.00	-	0.00
Profit / (Loss) from ordinary activities before tax (7 ± 8)	15.50	(27.63)	-	15.50	-	(5.97)
Tax expenses	4.79	0.00	-	4.79	-	(0.16)
Net Profit / (Loss) from ordinary activities after tax (9 ± 10)	10.71	(27.63)	-	10.71	-	(6.13)
Extraordinary items (net of tax expenses (laks)	0.00	0.00	-	0.00	-	0.00
Net Profit / (Loss) for the period (11 ± 12)	10.71	(27.63)	-	10.71	-	(6.13)
Share of profit / (loss) of associates*	NA	NA	NA	NA	NA	NA
Minority interest *	NA	NA	NA	NA	NA	NA
Net Profit / (Loss) after taxes, minority interest and share of profit / (loss) of associates (13 ± 14 ± 15)*	10.71	(27.63)	-	10.71	-	(6.13)



The Board of Directors
 30/06/2013

PART I

(Rs. in lakhs)

Statement of consolidated Unaudited results for the Quarter ended 30/06/2013

Particulars	3 months ended 30/06/2013	Preceding 3 months ended 31/03/2013	Corresponding 3 months ended 30/06/2012 the previous year	Year to date figures for current period ended 30/06/2013	Year to date figure for the previous year ended 30/06/2012	Previous year ended 31/03/2013
(Refer note Below)	Unaudited	Unaudited	Unaudited	Unaudited	Unaudited	Audited
17 Paid-up-equity share capital (57,21,750 Shares of Rs 10/- Each)	572.18	572.18	-	572.18	-	572.18
18 Reserve excluding Revaluation Reserves as per balance sheet of previous accounting year	964.98	964.98	-	964.98	-	964.98
19. i Earnings per share (before extraordinary items) (of `Rs.10/- each) (not annualised):						
(a) Basic	0.19	(0.48)	-	0.19	-	(0.11)
(b) Diluted	0.19	(0.48)	-	0.19	-	(0.11)
19. ii Earning per share (after extraordinary items) (of `Rs.10/- each) (not annualised):						
(a) Basic	0.19	(0.48)	-	0.19	-	(0.11)
(b) Diluted	0.19	(0.48)	-	0.19	-	(0.11)



SRI LANKA TRADING & HOLDINGS LTD.

PART II

Statement of consolidated Unaudited results for the Quarter ended 30/06/2013

	Particulars	3 months ended 30/06/2013	Preceding 3 months ended 31/03/2013	Corresponding 3 months ended 30/06/2012 the previous year	Year to date figures for current period ended 30/06/2013	Year to date figure for the previous year ended 30/06/2012	Previous year ended 31/03/2013
1	Public shareholding						
	- Number of shares	4830750	4830750	-	4830750	-	4830750
	- Percentage of shareholding	84.43%	84.43%	-	84.43%	-	84.43%
2	Promoters and Promoter Group Shareholding						
	a) Pledged / Encumbered						
	- Number of shares						
	- Percentage of shares (as a % of the total shareholding of promoter and promoter group)						
	- Percentage of shares (as a % of the total share capital of the company)						
	b) Non - encumbered						
	- Number of shares	891000	891000	-	891000	-	891000
	- Percentage of shares (as a % of the total shareholding of the promoter and Promoter group)	100.00%	100.00%	-	100.00%	-	100.00%
	- Percentage of shares (as a % of the total share capital of the company)	15.57%	15.57%	-	15.57%	-	15.57%

	Particulars	3 monts ended 30/06/2013
B	INVESTOR COMPLAINTS	
	Pending at the beginning of the quarter	NO
	Received during the quarter	NO
	Disposed of during the quarter	NO
	Remaining unresolved at the end of the quarter	NO

MALA TRADING & HOLDINGS LTD



Lubandey
Director